

Marigold F1 Little Ducks Big Ducks



Scientific name : *Tagetes erecta*
 Use : Packs, Pots, Beds, Containers Borders and Landscaping
 Plant Type : Annual
 Seed count : 325-370 seeds/gram
 Seed form : Natural / De-tailed

● Plug Production :



Media

Use well-drained media with a pH 6.0-6.5 and a soil EC less than 0.75-1.0 mmhos/cm. Seeds may be covered with a thin layer of media to maintain moisture level. Recommended plug tray 200 or 288.

Temperature

Optimal plug growing temperature 22-24 C / 72-75 F. Lower temperature tends to delay plug development. Higher temperature will promote plant stretch.

Stage 1

Radicle emergence 3-5 days, light is not required for germination. Keep media moist but not too wet. Fertilizer is not necessary at this stage.



Stage 2

Expansion of cotyledons 5-7 days. Supply extra light 2,500 foot candles / 25,000 Lux. Keep media moisture at level 3-4 medium wet. Apply fertilizer in nitrate form 80-100 ppm, ratio 15-5-15.



Stage 3

Development of first true leaves 7-10 days. Light 2,500 foot candles / 25,000 Lux. Keep media moisture levels medium to medium wet.

Allow media to approach level 3 and re-saturate to level 4. very wet media, will encourage development of a weak root system and disease. Feed 1-2 times per week at 100-150 ppm N – 0.7 to 1.2 EC.



Stage 4

4-6 true leaves takes 15-18 days. Moisture and fertilizer same as stage 3. Growth regulator is not required unless plugs are grown at high temperatures and

lowlight levels where plug stretch is a problem. Do not hold the plugs too long, as this may induce premature flowering.



AmeriSeed MARIGOLD CULTURE GUIDE (2)

○ Growing On :

Sowing to transplant : 15 – 25 days
 Transplant to flowering : 20 – 25 days



Little Ducks

Plant Height short day : 20-25 cm (8-10 in)
 Plant Height long day : 25-30 cm (10-12 in)
 Plant Width short day : 15-20 cm (10-12 in)
 Plant Width long day : 20-25 cm (8-10 in)
 Total crop time : 48-60 days
 Continuous Flowering : 48-90 days









Key Tips : Little Ducks are a naturally dwarf variety, PGRs are not required.



Big Ducks

Plant Height short day : 25-30 cm (10-12 in)
 Plant Height long day : 35-40 cm (13-15 in)
 Plant Width short day : 20-25 cm (8-10 in)
 Plant Width long day : 30-35 cm (12-13 in)
 Total crop time : 48-60 days
 Continuous Flowering : 48-90 days



Media	Light & Photoperiodism	Temperature
Use a well-drained, disease free media with a pH of 6.0-6.5 	Full sun will produce the best Marigolds. The Little and Big Ducks are facultative short day plants. Day length of more than 12 hours will increase flowering time by 10-14 days however stronger plants will be produced and plants will generally produce flowers for a longer period of time. 	Night : 20-25 C (68-77 F) Day : above 25 C (77 F). Low : temperature may delay flowering and reduce quality of the first flowers. High : temperature will reduce flower size. 
Weekly applications of 150-200 ppm N using a nitrate form of fertilizer (15-5-15). Optimum EC level is 1.1-1.2 mmhos/cm. 		Moisture and Irrigation Keep optimal media moisture medium (level 3) to medium wet (level 4). Avoid overhead irrigation as this will result in foliar disease. 
Common Pests Thrips, Red spider mite, Leaf miner, Beet armyworm, Common cutworm, Snails, Slugs. 		

Note: This information is only for guidance. Crop times may vary depending on the location, climate, seasons, height above sea level and other environmental conditions. Application of chemicals are subject to local and state regulations. Follow manufacturer's instructions.

